

**Ultimate Racing Watercraft**

**X Package**

- Racing Handlebar with Adjustable Riser
- Launch Control
- Angled Footwell Wedges
- Adjustable Rear Sponsons
- X-Gauge
- Exclusive Gauge Functions
- Exclusive Coloration




Neon Yellow and Lava Grey

**New Premium Color**

Eclipse Black and Lava Red

**ITC / iBR / T3 / CLCS / ECO**

**Capacity**

Rider capacity	
Weight capacity	400 lb / 182 kg
Fuel capacity	15.9 US gal / 60 L
Glove box	1.7 US gal / 6.4 L
Front bin	29 US gal / 110 L
Storage capacity - Total	30.7 US gal / 116.4 L

**Dimensions**

Length (bumper to bumper)	130.6" / 331.6 cm
Width	48.3" / 122.7 cm
Height	45.3" / 114.9 cm

**Hull**

Types	T3 Hull™
Material	Fiberglass

**Other Features**

iControl®	RF D.E.S.S.™ Key
ECO® Mode	LinQ™ Attachment System (Accessory)
Ergolock™ Seat	Wide-Angle Mirrors
Seat Strap	Handlegrip with Palm Rests
Trim Tabs	Footwell Carpets
High-Performance VTS™ (Variable Trim System)	Tow Hook
Launch Control	

**Rotax® Engine 1630 ACE™**

Intake system	Supercharged with external intercooler
Displacement	1,630 cc
Cooling	Closed-Loop Cooling System (CLCS)
Reverse system	Electronic iBR®*
Fuel type	91 octane
Throttle System	iTC™ (Intelligent Throttle Control) system
Exhaust System	D-Sea-Bel™ system

**Gauge**

Type of Gauge	7.6" Wide Digital Display
Main Functions	Speedometer RPM Clock VTS™ Display Speed statistics Vehicle Hour Display Launch control Sport Mode ECO® Mode Slow Mode Speed Limiter

**Weight**

Dry weight	847 lb / 384 kg
------------	-----------------

**Warranty**

BRP limited warranty covers the watercraft for one year.



**Feature Highlights**



Rotax® 1630 ACE™ Engine

The Rotax® 1630 ACE™ is the most powerful Rotax® engine ever, delivering high efficiency and amazing acceleration.



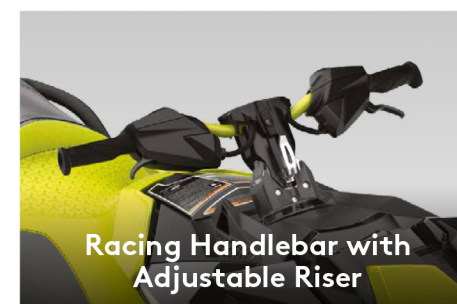
T3 Hull™

A deep-V design that provides unmatched control and precision for the sharpest turns and unrivaled handling.



Ergolock™ System

A narrow seat profile with deep knee pockets lets riders sit naturally and use the leg muscles to hold onto the machine for more control.




Racing Handlebar with Adjustable Riser

A telescopic steering system that optimizes the experience for varying rider sizes.



Trim Tabs

Limits bow rise and improves performance in all water conditions.



Adjustable Rear Sponsons

Improves lateral stability and is 3-position adjustable for different rider preferences and conditions.

**Trailer (optional)**

- Fully adjustable carpeted bunks (side-to-side/front-to-back) allow you to change bunk angles to fit all watercraft.
- Custom frame design requires less water to load and unload watercraft.
- Sealed maintenance-free wheel bearings for added peace of mind.
- All models are available with a galvanized frame for extended life in all weather conditions or in a painted black version, with or without Marine Jack.
- Move I Extended 1250 and Move II are also available in an aluminum frame, that delivers better corrosion resistance to significantly extend life of trailer.



Aluminum MOVE II



Aluminum MOVE I Extended 1250

\*Electronic brake, neutral and reverse.